


SURYA

Rug Guide



Overview

Adding a rug is one of the easiest ways to freshen the look of a room. Rugs can anchor a room, define it, add warmth and help layer a room's decor. All Surya rugs are made from the finest quality materials to ensure strength and durability. But, like any investment, a rug must be properly taken care of if it is to last. Our Rug Guide provides you with valuable tips and resources to help ensure your rug can be enjoyed for years to come.

- Common Concerns 3
- Rug Constructions 5
- Rug Materials 7
- Rug Sizing 9
- Rug Care & Cleaning 15
- Rug Pads 17
- Rug Storage. 20

Common Concerns

All Surya rugs are handmade by skilled artisans or machine woven in a specialty manufacturing facility, and are checked to meet quality standards before shipment. We stand behind our products 100% but understand that there are some common concerns about rugs that may require further explanation.

Design, Color & Size

- Handmade rugs may have slight variation in design, color, and size (3%-5%) which are not considered defects.
- Machine woven rugs may have slight variation in size (up to 2%) which are not considered defects.

Shedding

- Shedding is considered normal and will vary depending on the construction and content. Shedding will usually subside over time, although some rugs may have mild shedding for the lifetime of the rug. It typically takes 20-25 vacuums at a minimum (depending on foot traffic) to curtail shedding.
- Hand tufted rugs will have the highest shedding, while machine woven rugs have the lowest shedding.
- Wool and viscose have the highest shedding, while polypropylene, olefin, polyester, acrylic, Recycled PET Yarn and nylon have the lowest shedding.

Sprouts

- Sprouting is a normal part of the break-in process where loose yarns are pulled up above the surface of the rug. This is considered normal and will vary depending on the rug construction and content.
- To remove sprouts, use scissors to carefully trim the sprouting yarn even with the pile.
- Do not pull sprouts out of the rug, as this causes additional sprouting and damage.
- Hand hooked rugs will have the highest sprouting, while machine woven rugs have the lowest.

Creases

- Because rugs are rolled for shipping and storage, they may have creases or curling when first unrolled. To remove sprouts, use scissors to carefully trim the sprouting yarn even with the pile.
- Creases should disappear within a week or two when the rug is laid out flat.
- Reverse rolling the rug overnight will help to release creases.

Odor

- Dyes, yarns, backing and packing material all have natural odors that are sometimes magnified after being sealed for shipping and storage.
- Odors should dissipate within a week once the rug is removed from the packaging.





Fading





- The colors in your rug will fade with time, even if the material is fade resistant.
- Direct sunlight will cause faster fading than indirect sunlight.
- Rotating your rug every 3-6 months will distribute the fading more evenly over the rug which reduces the appearance of fading.
- Jute and Wool will fade the fastest.
- Polypropylene, Recycled PET Yarn and olefin are the most fade resistant materials because they are solution dyed.
- Polyester, acrylic, Recycled PET Yarn and nylon also fade much more slowly than natural materials.



Rug Constructions

Below is a brief overview of the most common rug constructions. No one construction or material is better than any other, but they each have inherent characteristics that make them better suited for different uses. Learn about the advantages and disadvantages of the different constructions to find what works best for you.

	Construction	How It's Made	Benefits	Other Characteristics
	Hand Knotted	Each knot is tied by hand, one-by-one	Artisan product, highest perceived value, very durable (except in delicate materials), can achieve intricate details	Size/design/color may vary slightly, higher price than other constructions
	Hand Tufted	Hand-operated tool is used to punch yarn through a canvas	Best-selling construction, many textures are possible; predominantly cut pile	Size/design/color may vary slightly, more shedding than other constructions
	Hand Hooked	Hand-operated tool is used to punch yarn through a canvas	Crafted/artisan look; predominantly looped pile	Size/design/color may vary slightly, more sprouting than other constructions
	Hand Loomed	Woven on a large, hand-operated loom	Can be cut pile, loop pile, or cut and loop pile; often a solid color base is hand carved to create a subtle design. Can also be over-tufted or printed to create a textural/colorful design	Size/design/color may vary slightly, limited to simple/ border designs or solids

	Construction	How It's Made	Benefits	Other Characteristics
	Hand Woven (Flat-weave, dhurrie, kilim, peddle-weave)	Woven by hand on an upright loom or peddle loom	Shedding is less than other hand made constructions, often reversible and foldable	Size/design/color may vary slightly, can feel coarse because there is no pile, limited to designs which are geometric, simple, or repetitive
	Hand Woven (Shag, texture)	Woven by hand on a pit loom or punja loom	Highly textural, high perceived value	Size/design/color may vary slightly, typically very thick which can be difficult to walk on or place furniture on
	Hand Crafted	Animal hides are cleaned and finished by hand; other unconventional rug techniques may be categorized as Hand Crafted	Natural/crafted look	Size/shape/coloration will vary from piece to piece since every natural animal hide is completely unique
	Machine Woven	Mechanically woven on a large loom machine	Typically lower price than handmade rugs, little-to-no variation from piece to piece, typically minimal-to-no shedding and suitable for high traffic areas since it's easy to clean	Typically does not last as long as handmade constructions

Rug Materials

There are countless rug materials, especially considering that two, three or even more materials may be used in a single rug. Below are some of the essential materials used in Surya rugs. Each material has specific benefits and characteristics that are unique based on origin.

Hair On Hide/Sheepskin

Natural animal rawhides with hair/fur still attached are cleaned and finished by hand. They are moisture resistant and biodegradable. Surya uses only cow and sheepskin hides and since no two animals have exactly the same markings or coloration, every product made with Hair on Hide or Sheepskin will have natural variation in shape, markings and coloration.

Jute/Seagrass/Sisal

Cellulose fiber extracted from a plant then spun into yarn. This material is sustainable, biodegradable, durable and affordable. It is also moisture resilient and embodies natural color variation. It feels coarse and has high shedding if used in pile construction but minimal otherwise. Dyed and undyed colors will vary based on the time of year when the fibers are harvested.

New Zealand Wool

Protein based fiber from New Zealand sheep's fleece is spun into yarn. This wool is higher quality than normal Wool and has more softness, natural sheen and less shedding. Dyed and undyed wool products will vary in shade from piece to piece and will fade with exposure to sunlight. All wool sheds, however this varies depending on the quality and will reduce over time.

Polypropylene/Olefin/Polyolefin

Synthetic (man-made) made by extruding polymers or petrochemicals and solution-dyed in a liquid state before it is formed into yarn. It is highly durable, moisture, fade and stain resistant, with minimal-to-no shedding or color variation. This material has a slight chemical odor which will fade over time.

Polyester/Acrylic/Poly-Acrylic/Nylon

Synthetic (man-made) made by extruding polymers or petrochemicals and yarn-dyed. It is highly durable, moisture and stain resistant with minimal-to-no shedding. This material has a slight chemical odor which will fade over time.

Recycled Pet Yarn

Created using hair thin threads of PET yarn derived from recycled plastic bottles. An innovative and sustainable method to reducing the impact of plastic bottles on the environment. This material is highly durable and easily kept clean, viable for indoor and outdoor use.

Tencel™

Cellulose pulp from wood is first extracted using recyclable solvents and then spun into yarn. Tencel imitates the look and texture of silk at a lower price and is sustainable and biodegradable. It is soft with a silky appearance and lustrous sheen. It is not recommended for high traffic areas due to high shedding since non-resilient fibers can mat and make stains difficult to clean. Tencel is more durable than viscose and will shed less than viscose. However, it is less durable than synthetic fibers and wool.

Viscose

Hybrid of natural cellulose pulp and synthetic fibers is regenerated through chemical processing and spun into yarn. This material imitates the look and texture of silk at a lower price. It is biodegradable with a soft appearance and has a silky feel with lustrous sheen. It is not recommended for high traffic areas due to high shedding since non-resilient fibers can mat and make stains difficult to clean.

Wool-Felted

Protein fiber from sheep's fleece which is agitated, usually with water, at a high temperature so the fibers mat together. Wool yarn is sustainable, biodegradable, highly durable and highly resilient with natural oils that provide softness. Dyed and undyed wool products will vary in shade from piece to piece and will fade with exposure to sunlight. All wool sheds, however this varies depending on the quality and will reduce over time.

Wool

Protein fiber from sheep's fleece which is agitated, usually with water, at a high temperature so the fibers mat together. Wool yarn is sustainable, biodegradable, highly durable and highly resilient with natural oils that provide softness. Dyed and undyed wool products will vary in shade from piece to piece and will fade with exposure to sunlight. All wool sheds, however this varies depending on the quality and will reduce over time.



Rug Sizing


Rug sizing and placement can make or break any room decor. Choosing the correct rug size is essential to complementing a space properly and making a room look the best it can. When selecting a rug, consider your furniture and take note of the various layout options available. A rug that is too small or ill-proportioned to the room can make the space feel smaller or look imbalanced. Choosing the right rug size will not only help define the area and make it feel more refined and cohesive, but it can also enhance the overall acoustics of the space.

Living Room



Living Room #1: All Legs On The Rug


Create a cohesive look in your living room with an area rug large enough to accommodate all of your furniture. The key to styling your seating area on top of a large rug is to ensure that the rug extends at least six inches past each piece of furniture. We recommend a rug that is 9' x 12' or larger, leaving an equal 12" to 18" of exposed floor on all sides to create a border around the rug. This is a nice option for larger, open concept rooms. It allows the furniture to "float" in the center, helping to accentuate the seating area and create distinction in the room.



9' x 12'

Living Room #2: Front Legs On The Rug

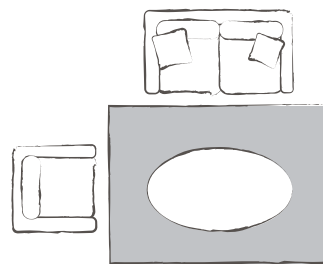
Tuck the rug under the front legs of your sofa and chairs to keep your seating area unified. The back legs of the sofa can be situated on or off of the rug, depending on personal preference. This is the most popular arrangement for living rooms and works especially well if a sofa is up against a wall. We recommend a rug that is at least 8' x 10'. Leaving a space of 18"-24" on all sides of the rug will create a natural border to frame your living space.



8' x 10'

Living Room #3: All Legs Off The Rug

If you're working with a smaller room (or smaller budget), consider a rug that floats in the center of your seating arrangement. A rug that is at least 5' x 8' works best in a room that is 10' x 12' or smaller. This would leave about 2 feet of flooring bordering the rug on each side. For the best proportion, the rug should be a bit longer than your sofa. Place the rug a few inches in front of the sofa or centered with alternative seating on the perimeter. If the rug is under a coffee table, make sure the rug is large enough to rest under all four legs of the table.



5' x 8'

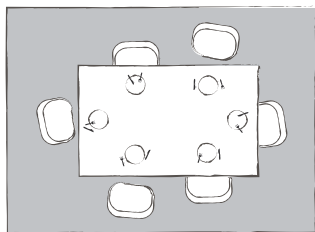


Dining Room



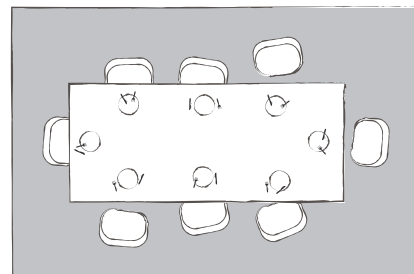
In the dining room, you'd typically place the rug directly underneath the table and centered in the space. Let the dining chairs sit completely on the rug, with enough room to comfortably pull the chairs out and still remain on the rug. Ideally this would mean that your rug is larger than your dining table by at least 30 inches on all four sides. In this instance we recommend a rug that is 8' x 10' or larger. For instances where the dining room table is round you might consider using a round rug sized 8' or more to complement and unify the space.

Dining Room #1: Dining Table For 6



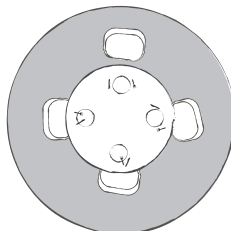
8' x 10'

Dining Room #2: Dining Table For 8+



9' x 12'

Dining Room #3: Round Dining Table



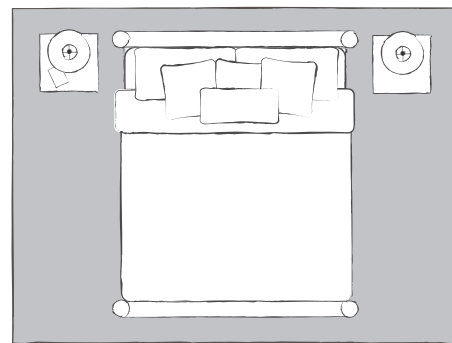
8' Round

Bedroom



Bedroom #1: All Furniture On The Rug

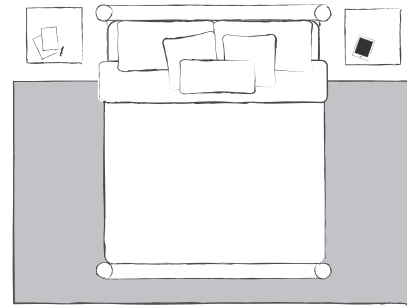
We recommend rugs 8' x 10' or larger if placing king or queen sized beds with adjacent nightstands on the rug. It is best not to allow the rug to encroach upon any main walkways and, when possible, leave a minimum of 2 feet of soft rug underfoot around the bed.



8' x 10'

Bedroom #2: Just The Bed On The Rug


If you have attractive flooring but want to add some cushioning for comfort, tuck a 6' x 9' rug under the bed just up to the nightstands so that only the lower two thirds of the bed sits on the rug. Alternatively, if you have wall-to-wall carpeting, and are just adding a rug for some color or texture, then tuck a 5' x 8' rug under the bed so that only the lower third of the bed sits on the rug. This technique can give you space in front of the bed to create a seating arrangement with accent chairs or a bench.



6' x 9'

Bedroom #3: Runners On Each Side

A more budget friendly option to provide softness underfoot is to place two runners on either side of the bed. This flexible choice works for spaces and beds of all sizes. You can place the runners completely under the nightstand, or go with a shorter 3' x 5' rug placed a few inches in front of the nightstand on each side of the bed. The rug or runner should be a bit wider than your nightstand.



3' x 5'

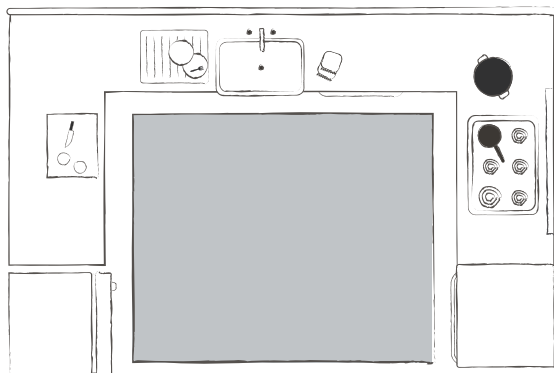


Kitchen



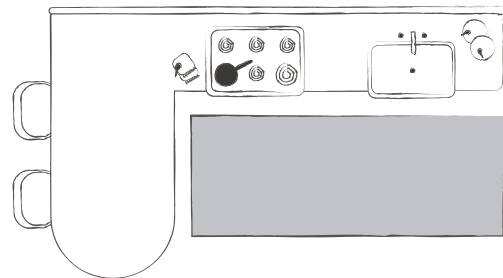
Placing a rug in your kitchen adds style and provides warmth and comfort underfoot during daily routines such as dining, cooking and washing dishes. Regardless of the size and shape of your kitchen, the space in front of the kitchen sink is usually the best, most functional place for a rug. Depending on the configuration and size of your kitchen, we recommend a 3' x 5' or 5' x 8' rug in front of the sink. A 2.5' x 8' to 2.5' x 12' runner is ideal for filling narrow spaces, like those between a kitchen island and nearby counters. For larger open kitchens, you might also consider adding a centered area rug beneath your kitchen table. Since this rug will live in a high-traffic area and be prone to spills and other messes, choose a rug that is stylish, durable and easy to clean. Outdoor rugs are a great option for the kitchen.

Kitchen #1: Open Kitchen



5' x 8'

Kitchen #2: Narrow Kitchen



2.5' x 8'

Rug Care & Cleaning

The following are general care and cleaning instructions that apply to any type of rug.

Vacuuming

- Canister vacuums without beater bars are the optimal type of vacuum to use on rugs.
- Brooms and manual sweepers are also a gentle and effective way to clean rugs.
- If you must use an upright vacuum, use the handheld attachment whenever possible.
- If you are unable to use the handheld attachment on your upright vacuum, turn off the vacuum's beater bar.
- If the beater bar cannot be turned off, set it on the highest position possible before vacuuming.
- Refrain from running the vacuum over the edges of the rug or the rugs. Instead, use the handheld attachment or carefully place the vacuum on the rug.
- If a rug is reversible remember to vacuum both sides

Cleaning Spills

- Clean spills immediately. Once a stain is set it becomes much more difficult to clean.
- Scrape off any food or debris with a dull instrument. If you must use an upright vacuum, use the handheld attachment whenever possible.
- Blot the spill with a dry cotton cloth or a clean paper towel.
- Work from the outer edges of the spill towards the center to prevent spreading.
- Never rub a spill as this forces the spill deeper into the rug.
- To remove any residual staining, dampen a cotton cloth or clean paper towel with clean, cold/lukewarm water. Gently blot with the damp cloth and quickly absorb the moisture on the rug.
- Please note that Viscose and Tencel rugs should never be cleaned with any water or liquid.

Professional Cleaning

- Handmade rugs require a different cleaning process than wall-to-wall carpet, so be sure to choose a professional rug cleaning expert.
- Inspect the rug with the cleaning expert prior to cleaning.
- Get a signed receipt and guarantee of work before the work is performed.
- Any damage resulting from the professional cleaning process is the responsibility of the cleaner.

The following are additional considerations based on specific rug construction types or materials.

Outdoor Rug Care

- Outdoor Safe products require regular care and cleaning, and should be stored in when they are not in use.
- Leaving an outdoor rug in direct or indirect sunlight outdoors will cause rapid fading.
- Store the rug in the shade when not in use. If you choose to leave your rug outdoors, shade it with an awning or umbrella.
- Leaving an outdoor rug in rain or humid weather will cause rapid deterioration and/or mold. Store the rug in a dry space when not in use. If a rug is left in the rain by accident, hang the rug over a railing in sunlight until it has completely dried.
- Outdoor Safe products that are damaged or aged prematurely due to negligence are not considered defective.

Machine Washable Rugs

- Spot clean spills immediately only with mild detergent.
- When needed, machine wash in cold water using a mild, non-bleach detergent.
- Lay flat to dry.
- Note that not all rug sizes fit in all washing machines.

Special Care Based On Construction

- Hand Knotted Rugs - Use extra caution and care when cleaning because of the high value of these rugs.
- Hand Woven (Flat Weave) - Regularly vacuum both sides of the rug to remove any grit that may cause premature wear.
- Hand Woven (Shag/Texture) - Use extra caution and care when vacuuming; alternatively, you can take the rug outside to shake it out.

Special Care Based On Material

- Wool/NZ Wool - Mix a small amount of dish soap with cold water to help remove stains; regular vacuuming will help to curtail shedding sooner.
- Polypropylene/Olefin/Polyolefin/Recycled PET Yarn - Mix a small amount of dish soap with cold water to help remove stains.
- Polyester/Acrylic/Poly-Acrylic/Nylon/Recycled PET Yarn - Mix a small amount of dish soap with cold water to help remove stains.
- Jute/Seagrass/Sisal - Regular vacuuming will help to curtail shedding sooner.
- Viscose/Tencel - Never clean these rugs with water or any other liquid.



Rug Pads

Rug pads provide a durable, long-lasting foundation. Not only do they bring comfort and cushion to your rugs, but they also protect floors underneath and reduce movement, bunching and slippage.

Extends Life Of The Rug

Reduces wear and tear and enhances air circulation between the rug and floor.

Helps To Prevent Accidents

Holds the rug in place, preventing movement and slippage.

Adds Extra Comfort

Provides additional cushioning and support while protecting the floor underneath.

Protects All Floor Types

Dual purpose felt pad protects on both hard surfaces and carpets. Do not use on vinyl, lacquered, acrylic or porous surfaces. Always follow the floor manufacturer's recommendation.

How To Size Your Rug Pad

To prevent tripping and to allow the rug to taper to the floor, make sure the rug pad is about an inch shorter than the rug from all sides. Rug pads can be trimmed with a sturdy pair of household scissors.





Supreme Felted Pad

The Supreme Felted rug pad is made of 100% post-industrial recycled fibers. It features a textured rubber waffle backing for excellent grip on surfaces and provides the ultimate comfort, cushion and insulation.

- Our highest quality rug pad with maximum cushion and insulation
- Dual purpose: apply rubber side down on hard surfaces or apply felt side down for over-carpet application



Premium Felted Pad

The Premium Felted rug pad is made of 100% felt from recycled virgin waste materials. It features a textured rubber waffle backing for excellent grip on surfaces and provides premium cushion and insulation.

- Premium quality rug pad
- Excellent cushion, support and insulation
- Dual purpose: apply rubber side down on hard surfaces or apply felt side down for over-carpet application



Standard Felted Pad

The Standard Felted rug pad is made of 100% felt from recycled virgin waste materials. It features a slip resistant rubber waffle backing and has good overall cushioning.

- Lower profile for rugs that do not require the highest level of cushioning
- Good cushion, support and insulation
- Dual purpose: apply rubber side down on hard surfaces or apply felt side down for over-carpet application



Luxury Grip

The Luxury Grip rug pad is made of 100% PVC. It features a thick, luxurious open weave construction that allows for proper air flow on hard surfaces.

- Soft and luxurious to the touch
- Good cushion, support and structure



Support Grip

The Support Grip rug pad is made of 100% PVC. Featuring an open weave construction, it provides cushion and non-slip protection for hard surfaces.


- Easy to trim
- Soft cushion for hard surfaces
- Open weave construction facilitates efficient air flow and vacuuming



Secure Grip

The Secure Grip rug pad is made of 100% PVC. It features a tight ventilated grid system and provides reliable protection for hard surfaces.

- Easy to trim
- Provides non slip safe grip
- Open weave construction facilitates efficient air flow and vacuuming



Lock Grip

The Lock Grip rug pad is made of 100% PVC. It features an open ventilated grid system for maximum air flow while still providing protection for your rug at an exceptional value.

- Easy to trim
- Provides non slip safe grip
- Open weave construction facilitates efficient air flow and vacuuming



Outdoor Pad

The Outdoor rug pad is made of 100% Polymer Coated Polyester and is designed specifically for outdoor use. The open weave construction provides support and structure, and allows air to move under the rug to prevent mold growth.

- Easy to trim
- Mold and mildew resistant
- Helps outdoor rugs dry faster



Rug Storage

Your rug is much more vulnerable to damage when it is in storage than in day-to-day use. A rug in storage, especially if it has not been professionally cleaned and properly prepared for storage, can be damaged in a relatively short time. We recommend taking the following precautions when storing your rug.

Protect Your Rug From Moths And Other Insects

Any rug that is unattended (such as under furniture, in a dark area or in storage) or has foodstuff or protein substances, such as accumulated pet hair, can attract moths. Moths prefer laying their larvae in tightly rolled rugs. Apply an insect and moth repellent that is specially designed for fabrics.

Roll Your Rug For Storage

Unless a rug is very old and fragile, rolling it for storage is generally the most beneficial. To determine which way to roll your rug, decide which is more fragile: the back of the rug or the pile where the fibers are. In general, the pile is more delicate, meaning you should roll your rug with the pile facing inward. Make sure to roll it as straight as possible. If possible, roll the rug around a cardboard support tube. Folding, rather than rolling a rug, especially if it is stored for a long period of time, may cause creases that may be difficult to steam or clean out. Poorly folded rugs can also develop cracked foundations.

Wrap The Rug In A Protective Fabric

Wrap your carpet in a breathable fabric like a cotton sheet or muslin to keep it protected. If you want expert-level protection, consider wrapping your rug in a polyurethane rug wrap. These rug wraps are designed to provide a superior barrier against dampness and insects and will be more effective than muslin. Do not use plastic to wrap your rug, since it will keep it from breathing.

Store The Rug Off The Ground In A Cool, Dry Environment

Synthetic (man-made) made by extruding polymers or petrochemicals and solution-dyed in a liquid state before it is formed into yarn. It is highly durable, moisture, fade and stain resistant, with minimal-to-no shedding or color variation. This material has a slight chemical odor which will fade over time.

Unroll The Rug And Check The Rug For Signs Of Damage Every Few Months

To be safe, we suggest unrolling your rug once a month to make sure there is no evidence of insect infestation or mildew. Also, vacuum the area and the rug itself to eliminate any insect-attracting dust.



SURYA

[SURYA.COM](https://surya.com)